



1TL0 铝壳系列低压三相异步电动机
1TL0 Al Frame series Low-voltage
Three-phase Asynchronous Motor

产品样本 Catalog
2026. 02





为更好应对气候变化，快速响应市场需求，聚焦提升能效与可靠性的创新，推动产业绿色低碳转型和可持续发展。2023年7月1日，西门子将其低压至高压电机、齿轮电机、中压变频器 and 电主轴领域等相关业务进行整合，成立了茵梦达（Innomotics GmbH）。茵梦达总部位于德国纽伦堡，业务遍及全球49个国家，拥有16家工厂，全球员工约15000名。

凭借百余年技术积淀和创新，茵梦达将专注于电机和大型传动专业领域。作为行业领军企业，茵梦达将不断推动工业化进程和可持续发展。

茵梦达在华拥有5家运营公司（包括一家区域总部和4家工厂），13家分公司和6家研发中心，其中在南京设立了“茵梦达低压电机事业部全球研发中心”，员工总数约3500人，是茵梦达在全球主要的研发和制造基地。



茵梦达电机（中国）有限公司原名西门子电机（中国）有限公司，于2006年3月1日正式运营，2024年5月正式更名。


从2018年荣获国家绿色工厂，到2019年被认定为国家高新技术企业，再到累计五次荣获西门子中国最佳运营工厂殊荣，茵梦达电机（中国）有限公司一直致力于为客户提供创新、高效、可持续的电机解决方案。

公司拥有员工约2000余人，占地面积18.2万平方米，年产电机约100万台，为茵梦达在华最大的低压、高效电机研发和生产基地。

目录 Contents

概述	
Overview	5
变频应用	
Converter fed application	11
订货号	
Order No.	13
选型技术数据表	
Technical data table	16
选件	
Options	18
外形尺寸	
Dimension drawings	20

概述 Overview



铝壳电机 Al housing motor

额定功率：0.55 ~ 18.5 kW

机座号：80 ~ 160

电压与频率：支持多种电压与频率

冷却方式：标配 IC411，IC416 可选

注油装置：标配为封闭式轴承，无注油装置

防护等级：IP55

绝缘等级：F

环境温度：-15 ~ 40 °C

海拔高度：不超过 1000 m

Rated output: 0.55 ~ 18.5 kW

Frame size: 80 ~ 160

Voltage and Frequency: support multiple voltage and frequency

Cooling method: IC411 as standard, IC416 is optional

Oiling device: The sealed ball bearing as standard, no re-grease device

Degree of protection: IP55

Degree of insulation: F

Coolant temperature: -15 ~ 40 °C

Site altitude above sea level: not exceed 1000 m

1TL0 系列电动机是全新设计的高效低压三相异步电动机，机壳有铸铁和铸铝两种可选¹⁾，适用于连续工作制 (S1) 工作运行。1TL0 系列电动机具有效率高、结构新颖、造型美观、噪音低、振动小、绝缘等级高等特点，可用于风机、泵、压缩机、纺织机械等多种工业应用领域。

相对于铸铁机壳电机，铝壳电机质量更轻，外观表面质量更好。

¹⁾ 铸铁电机内容请单独见铸铁电机样本。

1TL0 series of motors is the newly designed high efficiency low voltage three phase asynchronous motor, the housing material have two options, cast iron or aluminum¹⁾, is designed for continuous duty operation(S1). 1TL0 series of motors owns the features of high efficiency, novel structure, beautiful appearance, low noise, small vibration, high degree of insulation, etc, also can be used in the fields of fans, pump, compressors and textile machine.

Compared with cast iron frame motor, the quality of aluminum motor is lighter and the surface quality is better.

¹⁾ Please find the cast iron frame motor content in another catalog.

安装结构型式 Construction and mounting type

结构型式 Construction type	机座带底脚，端盖无法兰 With feet and without flange on the end-shield (DE)					
安装型式 Mounting type	IM B3 FS ³⁾ 80 ~ 160	IM B6 FS 80 ~ 160	IM B7 FS80 ~ 160	IM B8 FS 80 ~ 160	IM V5 ¹⁾ FS 80 ~ 160	IM V6 ²⁾ FS 80 ~ 160
示意图 Diagram						
电动机订货号第 14 位号上对应的字母 Letter, position 14th of Motor code	A	T	U	V	C	D
结构型式 Construction type	机座不带底脚，端盖有法兰 Without feet and with flange on the end-shield (DE)			机座带底脚，端盖有法兰 With feet and with flange on the end-shield (DE)		
安装型式 Mounting type	IM B5 FS 80 ~ 160	IM V1 ¹⁾ FS 80 ~ 160	IM V3 ²⁾ FS 80 ~ 160	IM B35 FS 80 ~ 160	IM V15 ¹⁾ FS 80 ~ 160	IM V35 ²⁾ FS 80 ~ 160
示意图 Diagram						
电动机订货号第 14 位号上对应的字母 Letter, position 14th of Motor code	F	G	H	J	W	Y
结构型式 Construction type	机座不带底脚，端盖有标准小法兰 Without feet and with C-flange on the end-shield (DE)			机座带底脚，端盖有标准小法兰 With feet and with C-flange on the end-shield (DE)		
安装型式 Mounting type	IM B14 FS 80 ~ 112	IM V18 ¹⁾ FS 80 ~ 112	IM V19 ²⁾ FS 80 ~ 112	IM B34 FS80 ~ 112		
示意图 Diagram						
电动机订货号第 14 位号上对应的字母 Letter, position 14th of Motor code	K	M	L	N		

¹⁾ 室外使用时推荐使用护罩（选件号 H00）；

²⁾ 当户外安装时，推荐对电动机轴采取防护措施，避免水直接喷射到电动机轴上。

¹⁾ At outdoor application, the using of protective cover (Option code H00) is recommended

²⁾ At out door application the protection of shaft again jet-water is recommended.

铭牌样例 Nameplate

三相异步电动机		Eff-Grade3		GB18613-2020		CCC	
型号 0AV3082B	1TL0303-0DB22-1AA5-Z	80M	LMH-2408/800003888993/001				
220VΔ / 380VY	50 Hz	2.35/1.38 A	EFF. 80.8 %	IP 55	12.5 kg	QJ/S21081	KJA012-2024
0.55 kW	IM B3	1440 r/min	COSt 0.76	Th.Cl.155(F)			
驱动端: 6204 2RZ C3							
非驱动端: 6204 2RZ C3							
茵梦达电机(中国)有限公司 Innomotica Standard Motors Ltd.							

轴承系统

1TL0 系列铝壳电动机标准配置密封型深沟球轴承。电动机驱动端与非驱动端轴承浮动。

标准配置的轴承可以承受一定的悬臂力，当电动机轴承承受的悬臂力较大时，可以考虑选择增强悬臂力的轴承设计（选件号：L22）。

Bearing system

1TL0 series AL frame motors are supplied with the sealed ball bearing as standard. And the floating bearings are assembled.

The standard bearing can endure a maximum cantilever force, the increased cantilever bearing design (Option code: L22) should be considered.

轴承选配 Bearing Assignment

机座号 Frame size	极数 Pole	标准配置 Standard design			增强悬臂力设计轴承 (选项号: L22) Increased cantilever-bearing (Option code:L22)		
		驱动端轴承 DE bearing	非驱动端轴承 (水平安装) NDE bearing (Horizontal mounting)	非驱动端轴承 (立式安装) NDE bearing (Vertical mounting)	驱动端轴承 DE bearing	非驱动端轴承 (水平安装) NDE bearing (Horizontal mounting)	非驱动端轴承 (立式安装) NDE bearing (Vertical mounting)
80	2, 4, 6	6204 2RZ C3	6204 2RZ C3	6204 2RZ C3	—	—	—
90	2, 4, 6	6205 2RZ C3	6205 2RZ C3	6205 2RZ C3	—	—	—
100	2, 4, 6	6206 2RZ C3	6206 2RZ C3	6206 2RZ C3	6306 2RZ C3	6206 2RZ C3	6206 2RZ C3
112	2, 4, 6	6206 2RZ C3	6206 2RZ C3	6206 2RZ C3	6306 2RZ C3	6206 2RZ C3	6206 2RZ C3
132	2, 4, 6, 8	6208 2RZ C3	6208 2RZ C3	6208 2RZ C3	6308 2RZ C3	6208 2RZ C3	6208 2RZ C3
160	2	6209 2RZ C3	6209 2RZ C3	6209 2RZ C3	6309 2RZ C3	6209 2RZ C3	6209 2RZ C3
	4, 6, 8						

注: DE 驱动端
NDE 非驱动端
— 不能满足
O.R. 须要特殊询价

Note: DE Driven end
NDE Non driven end
— Not possible
O.R. Possible on request

润滑脂寿命和再润滑周期

对于不可再润滑的轴承, 其润滑脂寿命与轴承寿命相当。但是, 这只能是在电机严格按照本样本中规定的技术数据运行。

对于以规定间隔再润滑的电机, 轴承寿命可以延长, 从而补偿不利因素, 诸如温度、安装条件、转速、轴承规格和机械载荷造成的影响。

Grease life and re-greasing interval

For permanent lubrication, the bearing grease lifetime is matched to the bearing lifetime. This can, however, only be achieved if the motor is operated in accordance with the catalog specifications.

For motors which can be regreased at defined regreasing intervals, the bearing lifetime can be extended and/or unfavorable factors such as temperature, mounting conditions, speed, bearing size and mechanical load can be compensated.

润滑脂寿命和再润滑周期 (电动机水平安装)

Grease life (Horizontal installation)

机座号 Frame size	极数 Poles	润滑脂寿命 Grease lifetime up to CT 40 °C ¹⁾
持久润滑型轴承的润滑脂 Grease for permanent lubrication bearing		
80 ~ 160	2, 4, 6, 8	20000 或 (or) 40000 ²⁾

注:
¹⁾ 当环境温度每升高 10 °C, 润滑脂寿命以及再润滑时间缩短一半。
²⁾ 40000 小时适用于电动机水平安装, 且轴不受额外的轴向力影响;

Note:
¹⁾ If the coolant temperature is increased by 10 K, the grease lifetime and regreasing interval are halved.
²⁾ 40000 h apply to horizontally installed motors with coupling output without additional axial loads.

当电动机在非正常的条件下运行时, 轴承的寿命会缩短。如下面几种情况:

- 当电动机的运行速度高于额定速度时, 由于电动机的振动增大, 使得轴承受到额外的径向力和轴向力, 导致其寿命减少;
- 当环境或设备等因素引起电动机振动加大时, 同样轴承也会因此受到额外的径向力和轴向力, 而导致其寿命减少;
- 当环境温度每升高 10°C, 润滑脂寿命以及再润滑时间缩短一半。

- When motor runs beyond the rated speed, the increase of motor vibration will result in the extra radial and axial force on bearing. This will reduce the life of bearing;
- When the motor vibration increase due to the environment or other equipment, the bearing also will endure more radial and axial force. This also will reduce the life of bearing;
- If the coolant temperature is increased by 10 °C, the grease lifetime and regreasing interval is halved.

接线盒技术参数 Connection boxes technical data

机座号 Frame size	接线螺钉螺纹 Contact screw thread	外接电缆直径 (mm) Outer cable diameter (sealing range)	进线孔尺寸 Cable entry size
80 ~ 100	M4	10 ~ 14	M24 x 1.5
112 ~ 132	M5	13 ~ 18	M27 x 2 + M27 x 2
160	M5	18 ~ 25	M36 x 2 + M36 x 2

振动

所有电动机转子都使用半键按照 A 级（标准）振动等级进行动态平衡。

电动机在空载时测得振动速度有效值不超过下表中的 A 级所列值。

Vibration

1TL0 rotors are dynamically balanced to severity grade A using a half key.

Table below contains the effective vibration values for unloaded motors.

振动等级 Vibration Grade	机座号 Frame size (mm)	56 ≤ FS ≤ 132		H > 132		
		安装方式 Mounting	位移 Vibration displacement/um	速度 Vibration velocity/(mm/s)	位移 Vibration displacement/um	速度 Vibration velocity/(mm/s)
A	自由悬置 Free suspension		45	2.8	45	2.8
	刚性安装 Rigid mounting		-	-	37	2.3 2.8 ¹⁾
B	自由悬置 Free suspension		18	1.1	29	1.8
	刚性安装 Rigid mounting		-	-	24	1.5 1.8 ¹⁾

注:

¹⁾ 该值为GB/T 10068-2020 中定义的轴中心高H>132mm的两极电机，当两倍电网频率占主导时的振动速度限值。

Note:

¹⁾ The level are vibration velocity limit when the twice line frequency vibration level is dominant defined by GB/T 10068-2020, for 2p motors that frame size bigger than 132mm.

防潮加热保护

当电动机处于较为恶劣的环境时，比如湿度非常大或者昼夜温差比较大，电动机的绕组很可能出现凝露的现象，这样会带来电动机烧毁的风险。对于这种情况，建议对电动机绕组配置防潮加热带（选件号：Q04）进行保护。

电动机防潮加热带必须在电动机工作过程中处于不工作状态；当电动机停机时，防潮加热带必须启动工作，为绕组加热。防潮加热带的电气参数如下表所示。

防潮加热带电气参数 Electrical data of Anti-condensation heater

机座号 Frame size	功率 Power (W)	电压 Voltage (V)
80 ~ 90	20	220
100 ~ 112	30	220
132 ~ 160	40	220

Anti-condensation heater

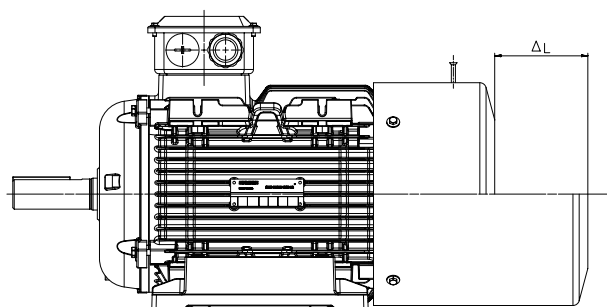
Motors whose windings are at risk of condensation due to the climatic conditions, e.g. inactive motors in humid atmospheres or motors that are subjected to widely fluctuating temperatures can be equipped with anti-condensation heaters (Option code: Q04),

2 auxiliary terminals in connection box are needed.” Anti-condensation heaters must be switched off during operation. When motor shut down, the heaters must be switched on.

电磁制动器 Electro-Magnetic Brake

1TL0 系列电动机可附加圆盘型直流电磁制动器，适用于一切要求快速停止、准确定位、往复运转的各种机械。

Disc type DC electro-magnetic brake can be attached to the 1TL0 series of motors, the motors are suitable for all kinds of machines which require fast stop, accurate positioning and reciprocating operation.



制动器技术数据 The technical data for the brakes

机座号 Frame size	静制动力矩 (Nm) Static braking torque	空载制动时间 (s) No-load braking time	(开关在直流侧制动器电压) (V) Brake voltage when switch is on the DC side	励磁功率 (W) Excitation power	ΔL_1 (mm)
80	8	0.2	99	50	70
90	15	0.2	99	60	75
100	30	0.2	99	80	75
112	40	0.25	170	110	75
132	80	0.25	170	130	85
160	150	0.35	170	150	105

电气特性

额定输出

1TL0电动机的额定功率是指电动机在连续运行的情况下S1 (IEC 60034-1)，此时周围环境温度为 -15 °C ~ 40 °C，海拔高度不超过 1000 m。

电压、频率

IEC 60034-1 将电压和频率的偏差分为 A 类（电压偏差 ±5%，频率偏差 ±2%）和 B 类（电压偏差 ±10%，频率偏差 +3% / -5%）。电动机均能够在 A 类和 B 类提供额定转矩。在 A 类中，温度比正常运行下温度大约提升 10 K。

Electrical design

Rated Output

1TL0 motors rated output powers means that the motor runs under continuous duty S1 (IEC 60034 - 1) operation when operated at ambient temperature from -15 °C to 40 °C and at altitudes of up to 1000 m over sea.

Voltage and Frequency

IEC 60034-1 differentiates between Category A (combination of voltage deviation ±5% and frequency deviation ±2%) and Category B (combination of voltage deviation ±10% and frequency deviation +3% / -5%) for voltage and frequency fluctuations. The motors can supply their rated torque in both Category A and B. In Category A, the temperature rise is approximately 10 K higher than during normal operation.

标准Standard 60034 - 1	类别Category A	类别Category B
电压偏差 Voltage deviation	± 5 %	± 10 %
频率偏差 Frequency deviation	± 2 %	+3 % / -5 %
根据标准，不推荐电动机在 B 类情况下长时间运行 According to the standard, longer operation is not recommended for Category B.		

电气数据公差

■ 效率 η

- 0.15 x (1 - η)

效率 η 为小于 1 的值

■ 功率因数: (1 - cos ϕ) / 6

最小绝对值: 0.02

最大绝对值: 0.07

■ 转差率: ±20% (电动机的偏差 < 1 kW ± 30% 时是允许的)

■ 堵转电流: +20%

■ 堵转转矩: -15% ~ +25%

■ 最大转矩: -10%

■ 转动惯量: ±10%

Tolerance for electrical data

■ Efficiency η

- 0.15 x (1 - η)

With η being a decimal number

■ Power factor - (1 - cos ϕ) / 6

Minimum absolute value: 0.02

Maximum absolute value: 0.07

■ Slip ±20% (for motors < 1 kW ± 30% is admissible)

■ Locked-rotor current +20%

■ Locked-rotor torque -15% to +25%

■ Breakdown torque -10%

■ Moment of inertia ±10%

变频应用 Converter fed application

1TL0 电动机适于变转速、恒转速的各种应用，如风机、泵、压缩机、纺织机械等。

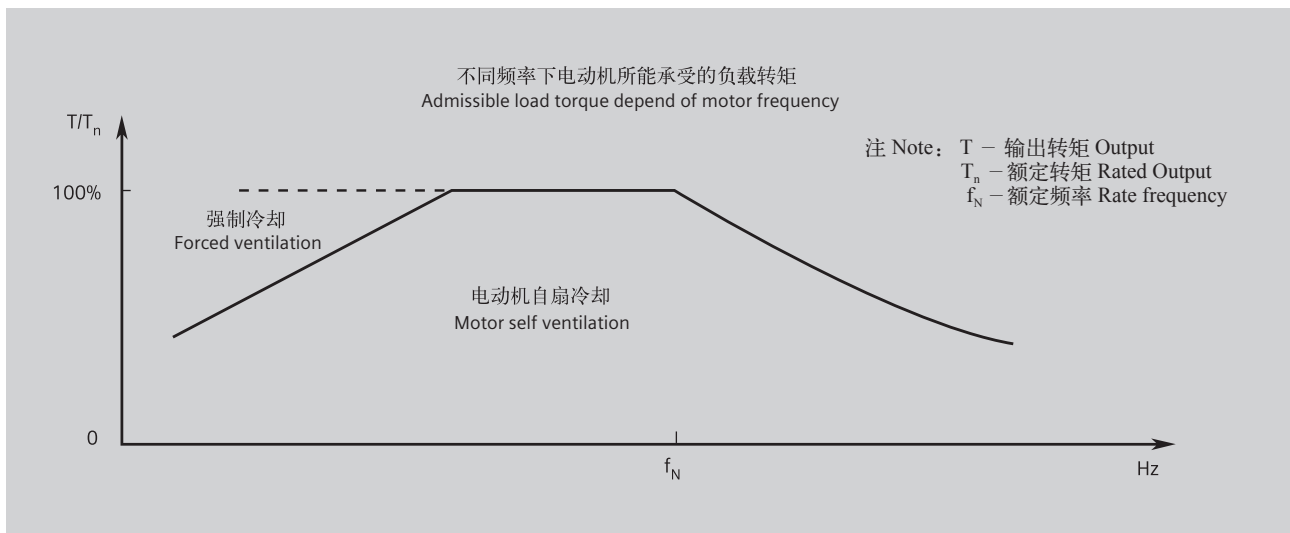
1TL0 电动机的标准绝缘系统设计要求，能够保证其在变频器供电电压不超过 460 V 时正常运行。

1TL0 电动机带有特定的负载时能够使用变频器驱动，其特定的负载扭矩如以下图表所示：

1TL0 motors are suitable for pumps, fans, compressors, textile machine and mechanical machine applications where variable or constant speed is required.

The standard insulation of the 1TL0 motors is designed such that operation is possible on the converter at mains voltage up to 460 V.

1TL0 motors are capable for converter-fed operation with certain characteristics load, of which the load torque characteristics is referred in the following diagram:



当 1TL0 电动机变频应用（变频器供电），且输出额定功率时，电动机的使用温度等级为 155 (F)。为了避免杂散电流对电动机轴承的损坏，推荐 FS250 ~ 355 电动机使用绝缘轴承。请向茵梦达咨询关于绝缘轴承的详细信息。

当负载扭矩在允许的扭矩范围内时，电动机能够自扇冷却；当负载扭矩超过所允许的扭矩时，电动机需要强迫冷却。

在电动机运行速度超过额定转速时，噪声和振动值将增加，并且轴承的寿命将缩短。需要注意再润滑周期和润滑脂的寿命。

At rated output with converter fed operation, the motors will be used in temperature class 155 (F). To prevent damage as a result of bearing currents, insulated bearings are recommended to be assembled for frame size 250 and above. Please inquire INNOMOTICS about the detailed information of insulated bearing.

By usage with admissible torque and below, the motor can be operated with self cooling; by usage over the admissible torque line, the motor with forced ventilation is needed.

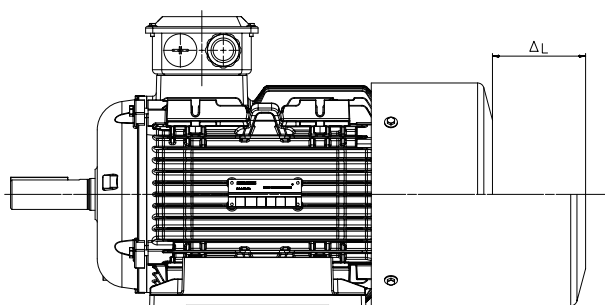
At operating speeds above rated speed the noise and vibration levels increase and the bearing life time reduce. Attention should be paid to the re-greasing intervals and the grease service life.

1TL0 电动机所允许的最大安全转速如下表

The allowed maximum safe operating speed of 1TL0 motors shows the diagram

机座号 Frame size	2 极 2 pole		4 极 4 pole		6 极 6 pole		8 极 8 pole	
	最高转速 Max.rpm	最大频率 fmax	最高转速 Max.rpm	最大频率 fmax	最高转速 Max.rpm	最大频率 fmax	最高转速 Max.rpm	最大频率 fmax
80	5200	87	3600	120	2400	120	1800	120
90	5200	87	3600	120	2400	120	1800	120
100	5200	87	3600	120	2400	120	1800	120
112	5200	87	3600	120	2400	120	1800	120
132	4500	75	2700	90	2400	120	1800	120
160	4500	75	2700	90	2400	120	1800	120

独立驱动风扇技术参数 Technical data for separately fan



独立驱动风扇技术参数 Technical data for separately fan

对应电动机机座号 Motor frame size	额定电压 (V) rated voltage	额定频率 (Hz) Rated frequency	功率 (W) Rated output	电流 (A) Current	转速 (r/min) Speed	ΔL
80	220D/380Y	50	30	0.14/0.08	2800	60
90	220D/380Y	50	30	0.14/0.08	2800	75
100	220D/380Y	50	52	0.21/0.12	2800	65
112	220D/380Y	50	52	0.21/0.12	2800	75
132	220D/380Y	50	45	0.35/0.2	1400	75
160	220D/380Y	50	45	0.35/0.2	1400	45

注： 风扇可以在 210 ~ 240VD/360 ~ 420VY 50Hz 电源供电下运行，也可以在 220 ~ 260VD/380 ~ 480VY 60Hz 电源供电下运行。其他电源供电，须特殊询价。

Note: The fan can be running with supply 210 ~ 240VD/360 ~ 420VY 50Hz, and also 220 ~ 260VD/380 ~ 480VY 60Hz. Other voltage supply, possible on request.

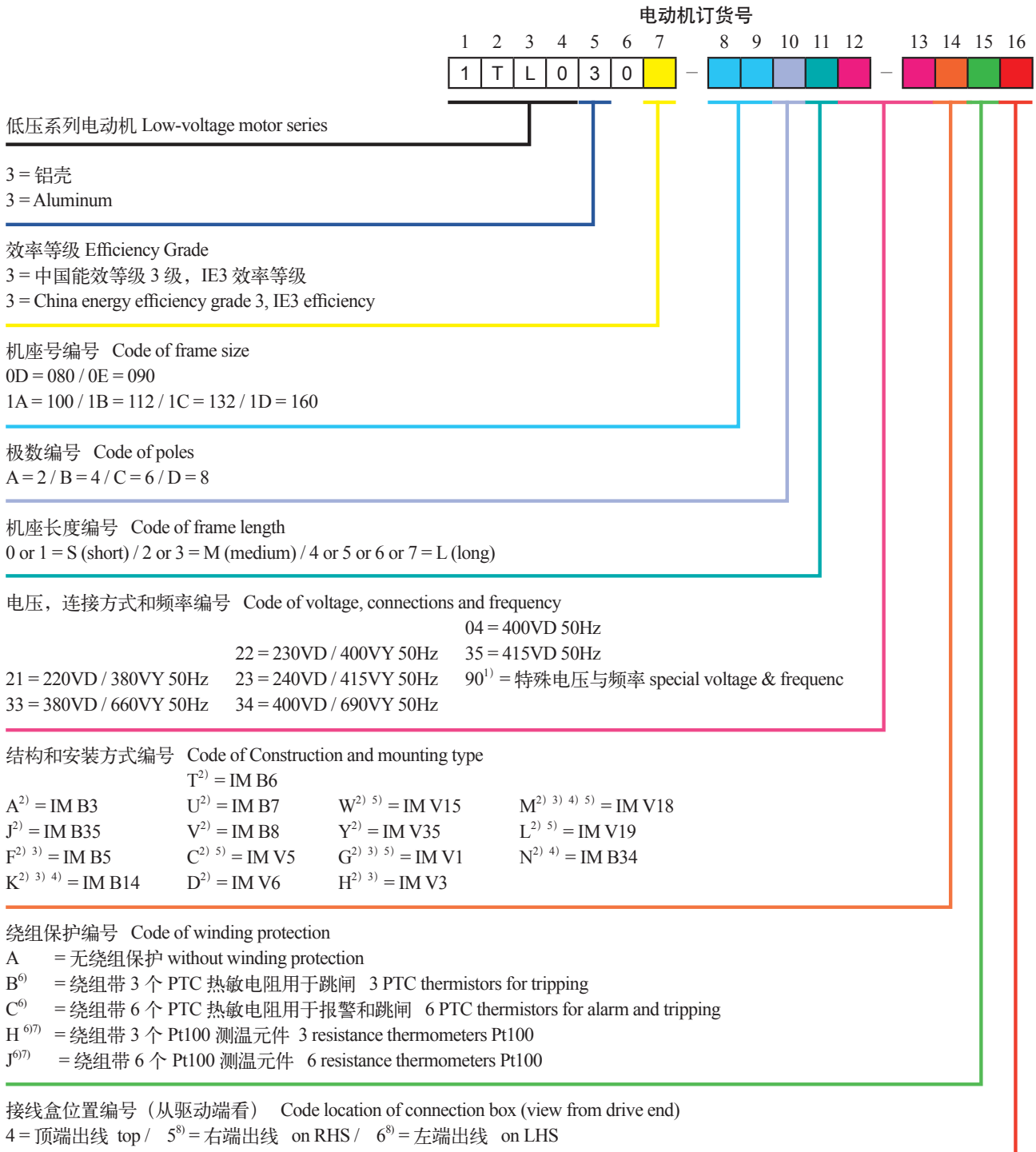
风机电机参数 Technical data for fan motor

对于某些客户现场有外部冷却设备的应用，可以提供无风扇和风扇罩的风机电机，风机电机的选件号为 F90。当电机无风扇和风扇罩时，电动机的长度将减少 Δl。

For some special application with external cooling facility, we can provide motor without fan and fan cover, the option code is F90. When motor without fan and fan cover, the length will decrease Δl.

对应电动机机座号 motor frame size	F90 电机减少长度 Δl Length decrease of motor Δl
80	50
90	60
100	70
112	65
132	75
160	90

型号与订货号 Motor Type and Order No.



附注:

- 1) 用电压编号 90 及相应选件号来定制其它电压 (参见选件描述) ;
- 2) 铭牌上标有结构型式。若需要冷凝水排放孔 (订货号: H03) , 则必须指明电机的安装结构型式, 以便在制造过程中确定冷凝水排放孔的具体位置;
- 3) 对于 IM B5、IM V1、IM V3、IM B14、IM V18 和 IM V19 安装结构型式电动机, 须指定电动机订货号第 16 位数字为“4”;
- 4) 只适用于 FS80 ~ 112;
- 5) 电动机标配无防雨罩, 但如需要加带防雨罩用于防护时, 须订购选件号 H00;
- 6) 选择此选件, 接线盒将更改为铸铁壳。
- 7) 仅适用于机座号 100 ~ 160;
- 8) 当接线盒位于电机左侧或右侧时, 出线口方向默认朝底脚。

Foot note:

- 1) Order other voltages with voltage code 90 and the corresponding Option code (see under "Option") .
- 2) The type of construction is stamped on the rating plate. When ordering with condensation drainage holes (order code H03), it is absolutely necessary to specify the type of construction for the exact position of the condensation drainage holes during manufacture.
- 3) For motor with IM B5, IM V1, IM V3, IM B14, IM V18 and IM V19 construction and mounting type, the 16th digit of motor order No. must be "4";
- 4) Only for FS80 ~ 112.
- 5) Without canopy, for protective cover with canopy needed Option code H00.
- 6) Choose this option, the connection box will be changed to cast iron.
- 7) Only applicable for frame size 100~160.
- 8) When connection box on the right or left side of motor, the cable entry from below as default.

订货号样例:

3 级能效低压三相异步电动机

4 极, 15 kW, IM B3, 380VD / 660VY 50 Hz, IP55, 接线盒位置处于右侧, 进线孔向下 (从驱动端看)。

电动机订货号: 1TL0303-1DB43-3AA5

Order No. example:

China Energy Efficiency Grade3 low voltage three phase asynchronous motor

4-pole, 15 kW, IM B3, 380VD/660VY 50 Hz, IP55, connection box at right side and cable entry at bottom (view from DE)

Motor order code: 1TL0303-1DB43-3AA5

1	T	L	0	3	0	3	-	1	D	B	4	3	-	3	A	A	5
---	---	---	---	---	---	---	---	---	---	---	---	---	---	---	---	---	---

3 级能效铝壳低压三相异步电动机
China Energy Efficiency Grade3 Al Frame
Low-voltage Three-phase Motor

机座号 Frame size: 160

极数 Poles: 4

铁心长度 Iron core length: 长机座 (L)

电压, 连接方式和频率 Voltage, connection method and frequency:380VD/660VY 50Hz

结构型式 Construction: IM B3

绕组保护 Winding protection None: 无

接线盒位置 Connection box position at right side: 右侧

	电动机型号 ¹⁾			Motor type				
	1	2	3	4	5	6	7	8
0	A	V	3	□	□	□	□	
亚太系列 Asia pacific								
机壳材料 Housing material A = 铸铝 Cast Aluminium								
冷却方式 Cooling method V = 空冷 ventilated								
能效等级, Energy efficiency grade 3 = 中国能效等级 3 级, IE3 效率等级 3 = China energy efficiency grade 3, IE3 efficiency								
机座号 Frame size 08 = 80; 09 = 90; 10 = 100; 11 = 112; 13 = 132; 16 = 160								
铁心长 Core length								
极数 Poles A = 2; B = 4; C = 6; D = 8;								

注:

¹⁾ 电动机型号用于证书申请等。

Note:

¹⁾ Motor type used to apply certificates and etc.

选型技术数据表 Technical data table

铝壳系列电机 AI Frame Motors

中国能效等级3级, IE3

机座号 Frame Size	额定 功率 (50Hz) Rated Output (50Hz)	电动机 型号 Motor Type	订货号 Order No.	额定 转速 Rated Speed	效率—参照 GB18613-2020 效率等级 3 Efficiency is in accordance with the efficiency level 3 of GB18613-2020				额定 转矩 Rated torque	起动 电流 / 额定 电流 Starting Current/ Rated current	起动 转矩 / 额定 转矩 Starting torque/ Rated torque	最大 转矩 / 额定 转矩 Max torque/ Rated torque	转动 惯量 Moment of inertia	重量 Weight IMB3	噪声 Noise
					效率 (100% 负载) Efficiency at (50Hz) 4/4 load	效率 (75% 负载) Efficiency at (50Hz) 3/4 load	功率 因素 Power factor	额定 电流 Rated current							
	kW	rpm	%	%	A	Nm	I_{LR}/I_{rated}	T_{LR}/T_{rated}	T_{max}/T_{rated}	kgm ²	kg	L _{plA}			
3000rpm 2- pole															
220VD/380VY 50HZ															
80M	0.75	0AV3082A	1TL0303-0DA22-1 □□□□	2835	80.7	82.9	0.86	1.64	2.5	6.0	2.4	3.0	0.00208	11.5	51
80M	1.1	0AV3083A	1TL0303-0DA32-1 □□□□	2850	82.7	84.0	0.83	2.45	3.7	6.5	2.6	3.4	0.00154	13.5	51
90S	1.5	0AV3090A	1TL0303-0EA02-1 □□□□	2870	84.2	84.8	0.86	3.15	5.0	6.5	2.0	3.0	0.00276	17.0	58
90L	2.2	0AV3094A	1TL0303-0EA42-1 □□□□	2890	85.9	87.2	0.88	4.4	7.3	7.5	2.8	3.6	0.00356	22	58
100L	3	0AV3104A	1TL0303-1AA42-1 □□□□	2865	87.1	88.3	0.87	6	10.0	7.8	3.3	3.6	0.00462	28	62
3000rpm 2- pole															
380VD/660VY 50HZ															
112M	4	0AV3112A	1TL0303-1BA23-3 □□□□	2915	88.1	89.6	0.90	7.7	13.1	7.8	2.6	3.6	0.0088	35	65
132S	5.5	0AV3130A	1TL0303-1CA03-3 □□□□	2930	89.2	90.2	0.89	10.5	17.9	7.5	2.3	3.6	0.0185	47	67
132S	7.5	0AV3131A	1TL0303-1CA13-3 □□□□	2930	90.1	91.5	0.90	14.1	24.4	7.5	2.3	3.6	0.0232	54	67
160M	11	0AV3162A	1TL0303-1DA23-3 □□□□	2935	91.2	92.0	0.89	20.5	35.8	7.5	2.3	3.4	0.0390	79	69
160M	15	0AV3163A	1TL0303-1DA33-3 □□□□	2935	91.9	92.6	0.89	28	48.8	7.5	2.4	3.4	0.0472	89	69
160L	18.5	0AV3164A	1TL0303-1DA43-3 □□□□	2935	92.4	93.0	0.89	34	60.2	7.8	2.4	3.4	0.0577	103	69
1500rpm 4- pole															
220VD/380VY 50HZ															
80M	0.55	0AV3082B	1TL0303-0DB22-1 □□□□	1440	80.8	81.8	0.76	1.36	3.6	5.5	2.2	3.2	0.00216	12.5	45
80M	0.75	0AV3083B	1TL0303-0DB32-1 □□□□	1440	82.5	82.9	0.75	1.84	5.0	6.0	2.6	3.7	0.00250	13.5	45
90S	1.1	0AV3090B	1TL0303-0EB02-1 □□□□	1430	84.1	85.1	0.79	2.5	7.3	6.5	2.7	3.7	0.00389	17.0	47
90L	1.5	0AV3094B	1TL0303-0EB42-1 □□□□	1440	85.3	86.0	0.79	3.4	9.9	6.5	2.8	3.8	0.00499	21	47
100L	2.2	0AV3104B	1TL0303-1AB42-1 □□□□	1440	86.7	87.1	0.81	4.75	14.6	8.3	3.0	4.0	0.01125	30	52
100L	3	0AV3105B	1TL0303-1AB52-1 □□□□	1440	87.7	88.1	0.81	6.4	19.9	8.3	3.0	4.0	0.01313	34	52
1500rpm 4- pole															
380VD/660VY 50HZ															
112M	4	0AV3112B	1TL0303-1BB23-3 □□□□	1450	88.6	89.6	0.81	8.5	26.3	8.3	3.7	4.6	0.0149	39	53
132S	5.5	0AV3130B	1TL0303-1CB03-3 □□□□	1455	89.6	90.9	0.84	11.1	36.1	7.8	2.4	3.8	0.0285	53	59
132M	7.5	0AV3132B	1TL0303-1CB23-3 □□□□	1455	90.4	91.7	0.85	14.8	49.2	7.8	2.4	3.8	0.0356	64	59
160M	11	0AV3162B	1TL0303-1DB23-3 □□□□	1465	91.4	92.4	0.86	21.5	71.7	7.8	2.6	3.8	0.0648	85	61
160L	15	0AV3164B	1TL0303-1DB43-3 □□□□	1465	92.1	92.9	0.86	29	97.8	8.2	2.6	3.8	0.0811	102	61

注:

¹⁾ 关于其他电压与频率、绕组保护及接线盒位置的编码, 请见第 13 页“订货号”部分;

²⁾ 噪声值仅适用于电动机在 50 Hz 电源直接供电且空载运行时的情况, 容差为 +3 dB。

Note:

¹⁾ About the code of other voltage and frequency, winding protection and connection box position, please refer to Orde No. in page 13.

²⁾ Noise value is only applicable to the direct power supply of the motor in 50Hz power supply and the condition of no-load operation, the tolerance is +3dB.

选型技术数据表 Technical data table

铝壳系列电机 AI Frame Motors

中国能效等级3级, IE3

机座号 Frame Size	额定 功率 (50Hz) Rated Output (50Hz)	电动机 型号 Motor Type	订货号 Order No.	额定 转速 Rated Speed	效率—参照 GB18613-2020 效率等级 3 Efficiency is in accordance with the efficiency level 3 of GB18613-2020				额定 转矩 Rated torque	起动 电流 / 额定 电流 Starting Current/ Rated current	起动 转矩 / 额定 转矩 Starting torque/ Rated torque	最大 转矩 / 额定 转矩 Max torque/ Reted torque	转动 惯量 Moment of inertia	重量 Weight IMB3	噪声 Noise
					效率 (100% 负载) Efecency at (50Hz) 4/4 load	效率 (75% 负载) Effeciency at (50Hz) 3/4 load	功率 因素 Power factor	额定 电流 Rated current							
	kW	rpm	%	%	A	Nm	I_{LR}/I_{rated}	T_{LR}/T_{rated}	T_{max}/T_{rated}	kgm ²	kg	L _p A			
1000rpm 6- pole															
220VD/380VY 50HZ															
80M	0.55	0AV3083C	1TL0303-0DC32-1 □□□□	935	77.2	77.5	0.67	1.62	5.6	5.0	2.6	3.2	0.00310	15	44
90S	0.75	0AV3090C	1TL0303-0EC02-1 □□□□	940	78.9	80.3	0.70	2.05	7.6	5.0	2.4	3.2	0.00436	18.5	45
90L	1.1	0AV3094C	1TL0303-0EC42-1 □□□□	945	81.0	81.6	0.69	3	11.1	5.5	2.7	3.5	0.00513	22	45
100L	1.5	0AV3104C	1TL0303-1AC42-1 □□□□	950	82.5	84.1	0.74	3.75	15.1	5.5	2.5	3.5	0.01136	31	49
112M	2.2	0AV3112C	1TL0303-1BC22-1 □□□□	945	84.3	86.1	0.74	5.4	22.2	6.0	2.7	3.4	0.01451	37	53
132S	3	0AV3130C	1TL0303-1CC02-1 □□□□	965	85.6	86.6	0.75	7.1	29.7	6.0	2.7	4.0	0.02666	45	57
1000rpm 6- pole															
380VD/660VY 50HZ															
132M	4	0AV3132C	1TL0303-1CC23-3 □□□□	955	86.8	88.5	0.75	9.3	40.0	6.0	2.7	3.4	0.0305	56	57
132M	5.5	0AV3133C	1TL0303-1CC33-3 □□□□	960	88.0	89.2	0.76	12.5	54.7	6.5	2.7	4.0	0.0413	68	57
160M	7.5	0AV3162C	1TL0303-1DC23-3 □□□□	980	89.1	90.4	0.78	16.4	73.1	6.5	2.7	3.6	0.126	78	61
160L	11	0AV3164C	1TL0303-1DC43-3 □□□□	980	90.3	90.3	0.77	24	107	7.0	2.7	3.6	0.1717	95	61
750rpm 8- pole															
220VD/380VY 50HZ															
132S	2.2	0AV3130D	1TL0303-1CD02-1 □□□□	725	81.9	82.6	0.73	5.6	29	5.5	1.8	3.0	0.0470	56	51
132M	3	0AV3132D	1TL0303-1CD22-1 □□□□	720	83.5	84.5	0.74	7.4	39.8	5.5	1.8	3.0	0.0615	68	51
750rpm 8- pole															
380VD/660VY 50HZ															
160M	4	0AV3162D	1TL0303-1DD23-3 □□□□	728	84.8	86.4	0.74	9.7	52.5	5.5	1.7	2.8	0.0759	60	55
160M	5.5	0AV3163D	1TL0303-1DD33-3 □□□□	732	86.2	87.1	0.74	13.1	71.8	6.0	1.7	3.0	0.1002	71	55
160L	7.5	0AV3164D	1TL0303-1DD43-3 □□□□	732	87.3	88.3	0.74	17.6	97.8	6.0	1.8	3.0	0.1277	109	55

注:

¹⁾ 关于其他电压与频率、绕组保护及接线盒位置的编码, 请见第 13 页“订货号”部分;

²⁾ 噪声值仅适用于电动机在 50 Hz 电源直接供电且空载运行时的情况, 容差为 +3 dB。

Note:

¹⁾ About the code of other voltage and frequency, winding protection and connection box position, please refer to Orde No. in page 13.

²⁾ Noise value is only applicable to the direct power supply of the motor in 50Hz power supply and the condition of no-load operation, the tolerance is +3dB.

选件 Options

电动机订货号 Motor order code	选件号 ¹⁾ Option Code	描述 Description	应用范围 Application Scope
电压与频率 Voltages and frequency			
1TL0303- □□□□ 9-0 □□□□	M2A ²⁾¹⁴⁾	220VD/380VY 60Hz, 50Hz 功率输出 power output	FS80 ~ 160
	M2B ³⁾¹⁴⁾	380VD/660VY 60Hz, 50Hz 功率输出 power output	FS80 ~ 160
	M2C ²⁾¹⁴⁾	440VY 60Hz, 50Hz 功率输出 power output	FS80 ~ 160
	M2D ³⁾¹⁴⁾	440VD 60Hz, 50Hz 功率输出 power output	FS80 ~ 160
	M2E ²⁾¹⁴⁾	460VY 60Hz, 50Hz 功率输出 power output	FS80 ~ 160
	M2F ³⁾¹⁴⁾	460VD 60Hz, 50Hz 功率输出 power output	FS80 ~ 160
线圈和绝缘 Windings and insulation			
—	N01	温度等级 155 (F), 使用 155 (F), 带有服务系数 (SF1.15) Temperature class 155 (F), used according to 155 (F), with service factor (SF1.15)	FS80 ~ 160
—	N10	180 (H) 度温度等级绝缘 Temperature class 180 (H)	FS80 ~ 160
—	Q04 ⁴⁾	绕组带 220 V 防潮加热带 Anti-condensation heater for 220 VAC (spaces heater)	FS80 ~ 160
电动机接线盒 Motor connection box			
—	R10 ⁵⁾¹⁵⁾	接线盒直接旋转 90°, 进线口朝向驱动端 Rotation of the connection box through 90°, entry from DE	FS80 ~ 160
—	R11 ⁶⁾¹⁵⁾	接线盒直接旋转 90°, 进线口朝向非驱动端 Rotation of the connection box through 90°, entry from NDE	FS80 ~ 160
—	R12 ¹⁵⁾	接线盒直接旋转 180° Rotation of the connection box through 180°	FS80 ~ 160
—	H04	外部接地 external earthing	FS80 ~ 160
—	X07	铸铁接线盒 cast iron connection box	FS80 ~ 160
—	X47	电机接线盒标配 2 个自锁葛兰 Connection boxes of the motors include 2 self-locking cable gland	FS112 ~ 160
轴承 Bearings			
—	L80	SKF 轴承 SKF Bearing	FS80 ~ 160
—	L81	其他进口品牌轴承 Other import brand bearing	FS80 ~ 160
—	L20	驱动端轴承固定 Located bearing at DE	FS80 ~ 160
—	L22	增强悬臂力 Increased cantilever forces	FS100 ~ 160

¹⁾ 订货时, 电动机订货号需带“-Z”, 另外附上选件号;

²⁾ 一般适用于 3kW 及以下功率的电机;

³⁾ 一般适用于 3kW 以上功率的电机;

⁴⁾ 选择此选件, 接线盒将更改为铸铁壳

⁵⁾ 不适用 FS80-100 法兰安装电机;

⁶⁾ 不适用于顶出线;

⁷⁾ H00、F70 均不能与此选件并用;

⁸⁾ 非驱动端上的第二轴伸尺寸见外形尺寸;

⁹⁾ 无法与选件号 L72 并用;

¹⁰⁾ 仅适用于水平安装的电动机。对于 IM B5 和 IM B14 安装结构型式的电动机, 选择此选件时, 必须确保接线盒处于机座顶端。对于其它安装结构型式的电机请咨询茵梦达;

¹⁾ Order No. supplement Z with option code when ordering.

²⁾ Only applicable to the motor whose power is 3kW and below.

³⁾ Only applicable to the motor whose power is 3kW and above.

⁴⁾ When choose these options, the connection boxes will be changed to cast iron shell.

⁵⁾ Not applicable to the FS80~100 flange mounted motors.

⁶⁾ Not applicable to the outlet on top.

⁷⁾ H00、F70 can't be used with this option.

⁸⁾ Second standard shaft extension on NDE is shown in the dimension drawings.

⁹⁾ Unable to be used with the option L72.

¹⁰⁾ Only applicable to the vertical mounting motors. For the construction type of IM B5 and IM B14, when choose this option, it is necessary to ensure the connection box is on top of the frame. For other construction types, please specially consult with INNOMOTICS.

电动机订货号 Motor order code	选件号 ¹⁾ Option Code	描述 Description	应用范围 Application Scope
机械设计和防护等级 Mechanical design and degrees of protection			
—	L04	光轴设计, 不带键槽和键 Shaft without key and keyway	FS80 ~ 355
—	L72 ⁷⁸⁾	第二标准轴伸 Second standard shaft extension	FS80 ~ 160
—	H00 ⁹⁾	电动机带防护罩 Motor with protective cover	FS80 ~ 160
—	H03 ¹⁰⁾	排水孔 Drainage holes	FS80 ~ 160
—	F90 ¹¹⁾	风机电机 (无风扇风罩, 非驱动端全封闭) Fan motor (no fan cover, NDE fully enclosed)	FS80 ~ 160
—	X50 ¹²⁾	安装欧姆龙编码器 (E6B2-CWZ6C-1024) 和独立驱动风扇 Install OMRON encoder (E6B2-CWZ6C-1024) and independent drive fan	FS80 ~ 160
—	X59	预留安装 E6B2-C/TRD-2T 编码器位置 Prepared for of E6B2-C/TRD-2T encoder	FS80 ~ 160
—	F01 ¹⁷⁾	安装电磁制动器 Install the electro-magnetic brake	FS80 ~ 160
—	W74 ¹³⁾	安装欧姆龙编码器 (E6B2-CWZ1X-1024) 和独立驱动风扇 Install the OMRON encoder (E6B2-CWZ1X-1024) and independent drive fan	FS80 ~ 160
—	F70 ⁹⁾	电动机带独立驱动风扇 Motors with the independent drive fan	FS80 ~ 160
—	H20	IP65 防护等级 (非高海况) IP65 degree of protection (non-heavy-sea)	FS80 ~ 160
—	H22	IP56 防护等级 (非高海况) IP56 degree of protection (non-heavy-sea)	FS80 ~ 160
铭牌和测试证书 Rating plate and test certificates			
—	B80	出厂检验报告 Acceptance test certificate 3.1 in accordance with EN 10204	FS80 ~ 160
—	W9P	能效标签及合格证不贴, 随机带走 CEL label and quality certificate not pasted, delivered with motors	FS80 ~ 355
喷漆 Paint finish			
—	W88	适用 TH, W, F1, WF1 以及海洋性气候环境用电机 Design for TH, W, F1, WF1 and Sea air resistant	FS80 ~ 160

¹¹⁾ 无风扇和风罩时, 电动机的长度将减小 Δl 。如需要按照铭牌上功率数值输出时电动机需要外部冷却。客户应当采用正确的冷却方式, 没有或错误的冷却方式都将减少电动机的使用寿命, 甚至会损坏电动机;

¹²⁾ SINAMICS 变频器联结 Omron 编码器 (E6B2-CWZ6C) 时, 变频器需要一些特殊配置。详细信息, 请咨询茵梦达热线;

¹³⁾ SINAMICS 变频器可以直接与 Omron 编码器 (E6B2-CWZ1X) 联结。

¹⁴⁾ 根据国标要求, 60Hz 频率下不考核能效要求;

¹⁵⁾ 当接线盒位于电机左侧或右侧时, 出线口方向默认朝底部;

¹⁶⁾ 螺纹孔尺寸参见“外形尺寸”部分中 DB 尺寸;

¹⁷⁾ 此制动器不可与 X50, X59 及 W74 中的编码器同时选用。若电机输入变频电源, 整流器需单独接工频电源。请在配置该选件时注明电机变频使用。接线盒将单独为整流器引接线配置进线葛兰孔, 详细信息, 请咨询茵梦达热线。

¹¹⁾ When without the fans or the shells, the motor length will be decreased by Δl . If it is necessary to output according to the nameplate power, the motor requires external cooling. Customers are supposed to adopt the right cooling method, without or wrong cooling methods will decrease the service life for the motors. even damage the motors.

¹²⁾ When the SINAMICS frequency converter is coupled with the Omron encoder (E6B2-CWZ6C), the frequency converter requires some special configuration. For more information, please consult the INNOMOTICS.

¹³⁾ SINAMICS frequency converter can be directly coupled with the Omron encoder (E6B2-CWZ1X).

¹⁴⁾ According to the requirements of the GB, the energy efficiency requirement is not evaluated under the frequency of 60Hz.

¹⁵⁾ When connection box on the right or left side of motor, the cable entry from below as default.

¹⁶⁾ Threaded hole size is shown in the DB size of the section of dimension drawings.

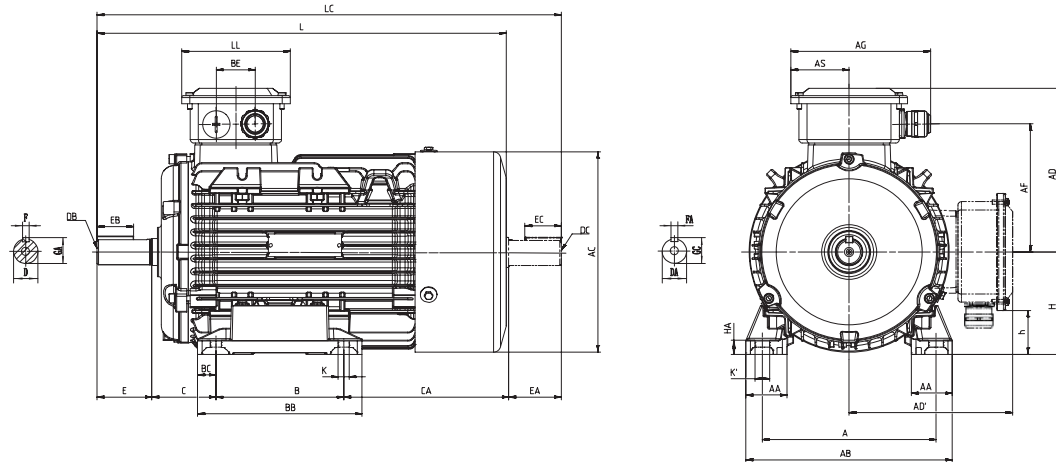
¹⁷⁾ This type electro-magnetic brake can't be configure together with pulse encode in option X50, X59 and W74. In VSD application, rectifier should connect to DOL course separately. Please give indication of VSD application when selecting this option. There will be a separate cable gland for rectifier. For details please contact Innomotics.

外形尺寸 Dimension drawings

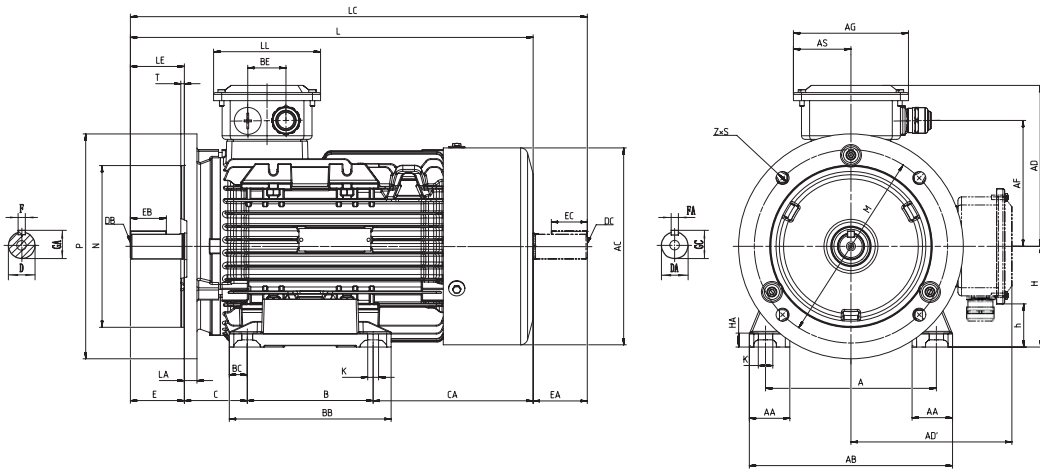
1TL0303 铝壳系列电机 AL Frame series motor 1TL0303

机座号从 80M 至 160L Frame sizes 80 M to 160 L

IM B3 安装结构型式 Type of construction IMB3



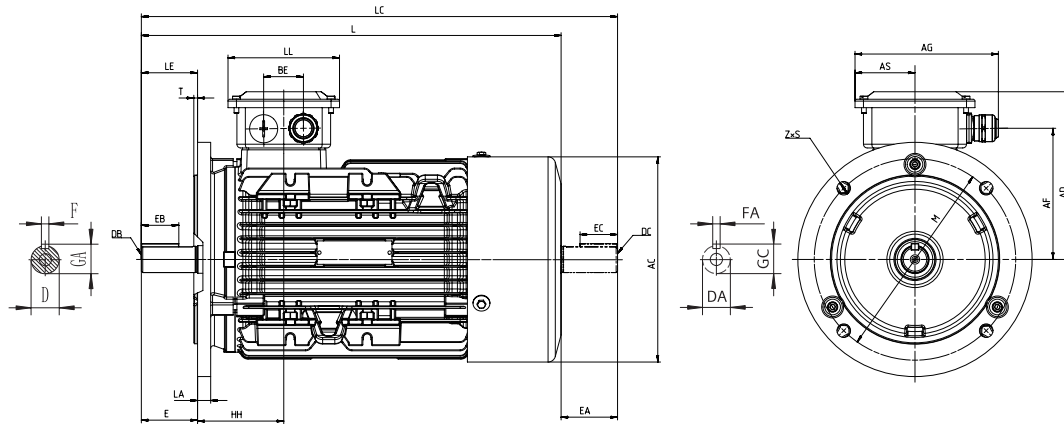
IM B35 安装结构型式 Type of construction IMB35



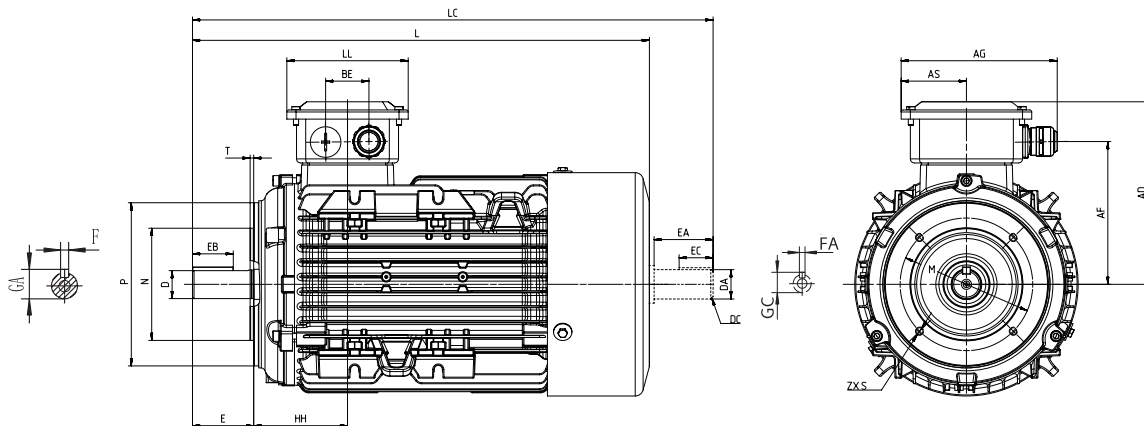
机座号 Frame size	类型 Type 1TL0303	极数 Number of poles	尺寸图依据 IEC 标准 Dimension designation according to IEC standards																					
			A	AA	AB	AC ¹⁾	AD/AD'	AF	AG	AS	B ²⁾	BB	BC	BE	C ³⁾	CA ²⁾	H	h	HA	HH ³⁾	K / K'	L	LC	LL
80 M	0D□2	2, 4, 6	125	36	160	160	135	102	120	52	100	135	18	—	50	148	80	28	10	76	10/14	335	378	103
	0D□3		125	36	160	160	135	102	120	52	100	135	18	—	50	148	80	28	10	76	10/14	335	378	103
90 S	0E□0	2, 4, 6	140	36	176	180	145	109	135	55	100	140	20	—	56	169	90	35	10	81	10/14	370	425	110
90 L	0E□4		140	36	176	180	145	109	135	55	125	165	20	—	56	169	90	35	10	81	10/14	395	450	110
100 L	1A□4	2, 4, 6	160	40	200	200	160	124	135	55	140	176	18	—	63	204	100	45	12	94	12/16	465	530	110
	1A□5		4	160	40	200	200	160	124	135	55	140	176	18	—	63	204	100	45	12	94	12/16	465	530
112 M	1B□2	2, 4, 6	190	45	226	225	180	145	150	64	140	180	20	42	70	187	112	48	15.5	92	12/16	455	517	119
132 S	1C□0	2, 4, 6, 8	216	50	256	265	200	170	150	64	140	186	23	42	89	209	132	68	15	122	12/16	505	590	119
	1C□1		2	216	50	256	265	200	170	150	64	140	186	23	42	89	209	132	68	15	122	12/16	505	590
132 M	1C□2	4, 6, 8	216	50	256	265	200	170	150	64	178	224	23	42	89	218	132	68	15	122	12/16	550	635	119
	1C□3		6	216	50	256	265	200	170	150	64	178	224	23	42	89	218	132	68	15	122	12/16	550	635
160 M	1D□2	2, 4, 6, 8	254	60	314	315	250	201	195	83	210	258	24	60	108	192	160	77	20	157	15/19	620	735	157
	1D□3		2, 8	254	60	314	315	250	201	195	83	210	258	24	60	108	192	160	77	20	157	15/19	620	735
160 L	1D□4	2, 4, 6, 8	254	60	314	315	250	201	195	83	254	302	24	60	108	208	160	77	20	157	15/19	680	795	157

¹⁾ 含螺钉头测量尺寸； ²⁾ 该尺寸为 DIN EN 50347 标准所列机座号对应尺寸；
³⁾ 当特殊设计为接线盒在非驱动端时，电机安装等相关尺寸会发生变化，具体请咨询茵梦达。

IM B5 以及 IM V1 安装结构型式 Type of construction IMB5 and IMV1



IM B14 安装结构型式 Type of construction IMB14



机座号 Frame size	类型 Type 1TL0303	极数 Number of poles	驱动端轴伸直径 DE shaft extension							非驱动端轴伸 (选项号为 L72) NDE shaft extension (option code L72)					
			D	DB	E	EB	F	GA	DA	DC	EA	EC	FA	GC	
80 M	0D□2	2, 4, 6	19	M6x16	40	22	6	21.5	19	M6x16	40	22	6	21.5	
	0D□3		19	M6x16	40	22	6	21.5	19	M6x16	40	22	6	21.5	
90 S	0E□0	2, 4, 6	24	M8x19	50	32	8	27	24	M8x19	50	32	8	27	
90 L	0E□4		24	M8x19	50	32	8	27	24	M8x19	50	32	8	27	
100 L	1A□4	2, 4, 6	28	M10x22	60	40	8	31	28	M10x22	60	40	8	31	
	1A□5	4	28	M10x22	60	40	8	31	28	M10x22	60	40	8	31	
112 M	1B□2	2, 4, 6	28	M10x22	60	40	8	31	28	M10x22	60	40	8	31	
132 S	1C□0	2, 4, 6, 8	38	M12x28	80	56	10	41	38	M12x28	80	56	10	41	
	1C□1	2	38	M12x28	80	56	10	41	38	M12x28	80	56	10	41	
132 M	1C□2	4, 6, 8	38	M12x28	80	56	10	41	38	M12x28	80	56	10	41	
	1C□3	6	38	M12x28	80	56	10	41	38	M12x28	80	56	10	41	
160 M	1D□2	2, 4, 6, 8	42	M16x36	110	80	12	45	42	M16x36	110	80	12	45	
	1D□3	2, 8	42	M16x36	110	80	12	45	42	M16x36	110	80	12	45	
160 L	1D□4	2, 4, 6, 8	42	M16x36	110	80	12	45	42	M16x36	110	80	12	45	

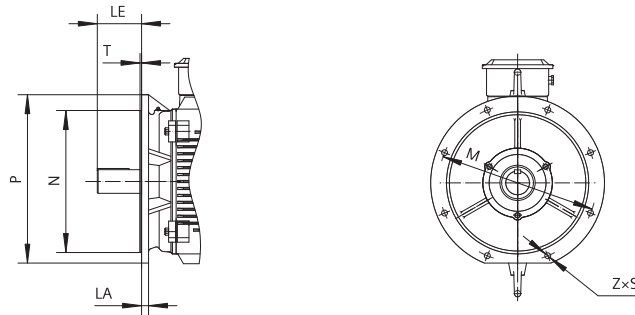
¹⁾ Measured across the bolt heads; ²⁾ This dimension is assigned in DIN EN 50347 to the frame size listed;

³⁾ When terminal box special designed at the non drive end, the dimension related to motor installation may change, for more information, please consult the INNOMOTICS.

外形尺寸 Dimension drawings

法兰尺寸 Flange dimension

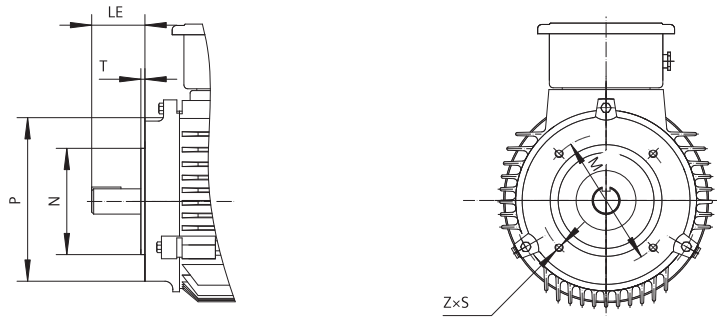
IM B5、IM B35、IM V1、IM V3 安装结构型式 Type of construction IM B5, IM B35, IM V1, IM V3



机座号 Frame size	安装结构形式 Type of construction	法兰带通孔 (FF / A) / 法兰带内螺纹孔 (FT / C) Flange with through holes (FF/A) / tapped holes (FT/C)
		按 DIN / EN 50 347 标准 According to DIN EN 50347
80	IM B5, IM B35, IM V1, IM V3	FF 165
	IM B14, IM V18, IM V19	FT 100
90	IM B5, IM B35, IM V1, IM V3	FF 165
	IM B14, IM V18, IM V19	FT 115
100	IM B5, IM B35, IM V1, IM V3	FF 215
	IM B14, IM V18, IM V19	FT 130
112	IM B5, IM B35, IM V1, IM V3	FF 215
	IM B14, IM V18, IM V19	FT 130
132	IM B5, IM B35, IM V1, IM V3	FF 265
160	IM B5, IM B35, IM V1, IM V3	FF 300

法兰尺寸 Flange dimension

IM B14、IM V18、IM V19 安装结构型式 Type of construction IM B14, IM V18, IM V19



机座号 Frame size	尺寸图依据 Dimension designation according to IEC standards							
	LA	LE	M	N	P	S	T	Z
80	12	40	165	130	200	12	3.5	4
	—	40	100	80	120	M 6	3	4
90	12	50	165	130	200	12	3.5	4
	—	50	115	95	140	M 8	3	4
100	13	60	215	180	250	14.5	4	4
	—	60	130	110	160	M 8	3.5	4
112	14	60	215	180	250	14.5	4	4
	—	60	130	110	160	M 8	3.5	4
132	14	80	265	230	300	14.5	4	4
160	14	110	300	250	350	18.5	5	4

茵梦达电机（中国）有限公司

地址：江苏省仪征市汽车工业园众鑫路99号

电话：+86 514 85718108

传真：+86 514 85718083

邮编：211400

邮箱：motorservice.ssml.cn@innomotics.com

网址：www.beide-motor.cn

茵梦达电机（中国）有限公司版权所有，如有改动恕不事先通知。